

MedaBuddy

Instructions for use



vitra.

Design Alberto Meda



Seat height adjustment



Adjustment of backrest resistance



1. Pull

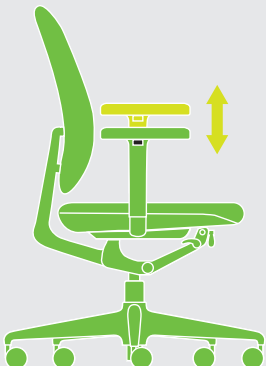
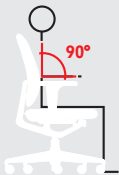


- +
2. Turn

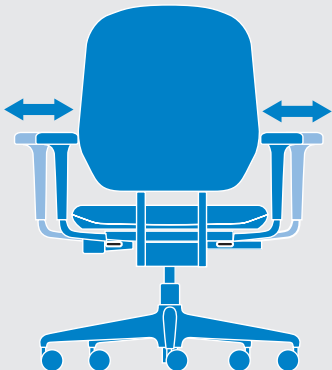
Backrest locking mechanism



Armrest height adjustment



Armrest width adjustment







You have chosen a quality product made by Vitra.
We hope that it gives you pleasure.
MedaBuddy is a dynamic office swivel chair.
It corresponds to EN 1335, fulfils the EU standards
for computer workstations and bears the seal
"Ergonomie geprüft" (tested for ergonomics).

Operating instructions

The user's manual explains how to adjust
MedaBuddy correctly and how to take advantage of
its special features.

Additional information

Castors. All of the MedaBuddy swivel office chairs are equipped with hard castors for soft floors (rollers with a uniform colour). For hard floor surfaces, soft castors must be used (rollers bi-coloured).

Maintenance. Please clean the upholstery cover only with a mild, neutral cleaning agent applied to a slightly dampened cloth.

Guarantee and service. Information regarding guarantee and service is included in Vitra's general sales conditions. Armrests, upholstery and castors can be replaced or retroactively installed on location.

Warning! The repair and/or replacement of pneumatic lifts may only be performed by specially trained technicians.

Please note that your MedaBuddy chair may only be used for its intended application as an office swivel chair in accordance with general safety conditions. Inappropriate use (for example, standing on the seat or sitting on the armrests) may cause harm or injury.

www.vitra.com

email: info@vitra.com

Vitra International AG

Birsfelden/ Switzerland

phone + 41 (0)61 377 00 00

Vitra Shanghai

phone + 86 (0)21 6359 6870

Vitra Hong Kong

phone + 852 9778 4213

Vitra Mumbai

phone + 91 (22) 27 71 01 03

Vitra Bangalore

phone + 91 (80) 41 12 06 15

Vitra Singapore

phone + 65 6536 2189

Vitra Thailand

phone + 66 2656 2614

